



# Tuscarawas County

2019 Cumulative



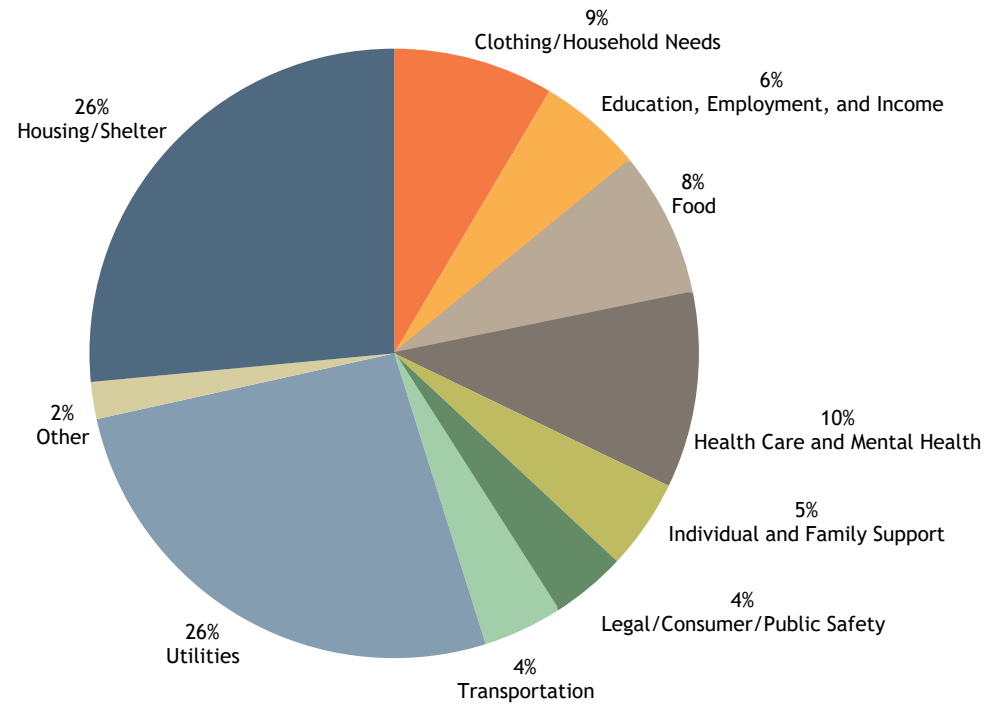
**Total contacts**  
847

**Non-phone contacts**  
Chat 63  
Email 2

## Breakdown of needs

### Annual Outcomes for 2-1-1 (all counties)

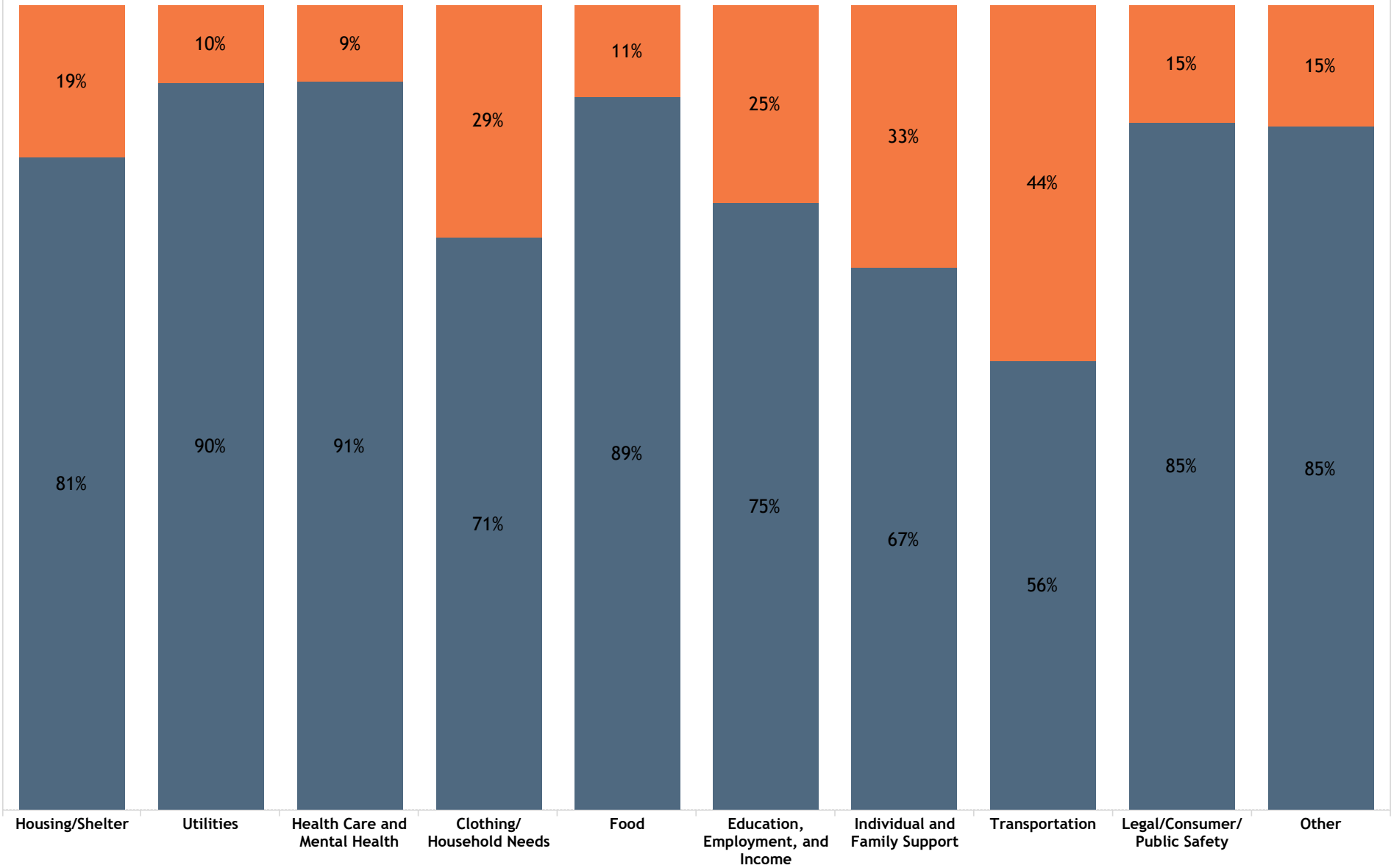
- 97% of surveyed clients would contact 2-1-1 again if they needed assistance
- 111k updates are made to the Community Resource Database annually
- Upon follow-up, 86% of clients received help or reported help was in progress
- 88% of clients discovered new resources or information by contacting 2-1-1
- 89% increase in time dedicated to each client since 2012



Need Category "Other" includes: Arts, Culture, and Recreation; Other Government/Economic Services; Volunteers/Donations

### Met and unmet needs

Unmet Needs Met Needs



Need Category "Other" includes: Arts, Culture, and Recreation; Other Government/Economic Services; Volunteers/Donations

**Rank by number of residents assisted**

- New Philadelphia
- Dover
- Uhrichsville
- Dennison
- Newcomerstown
- Bolivar
- Strasburg
- Mineral City
- Gnadenhutten
- Tuscarawas
- Port Washington
- Stone Creek
- Midvale
- Baltic
- Parral
- Zoar

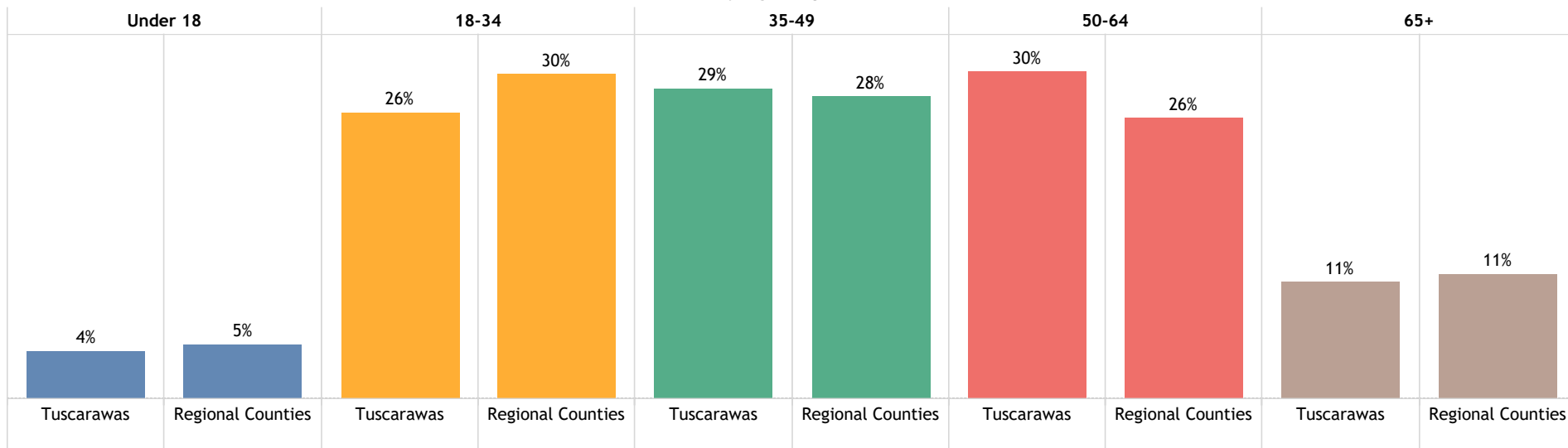
**Rank by utilization rate per 1,000 residents**

- Stone Creek
- Bolivar
- Dennison
- New Philadelphia
- Uhrichsville
- Mineral City
- Newcomerstown
- Dover
- Port Washington
- Strasburg
- Tuscarawas
- Gnadenhutten
- Zoar
- Parral
- Midvale
- Baltic

Some cities and townships not included due to not having Geographic Information System data



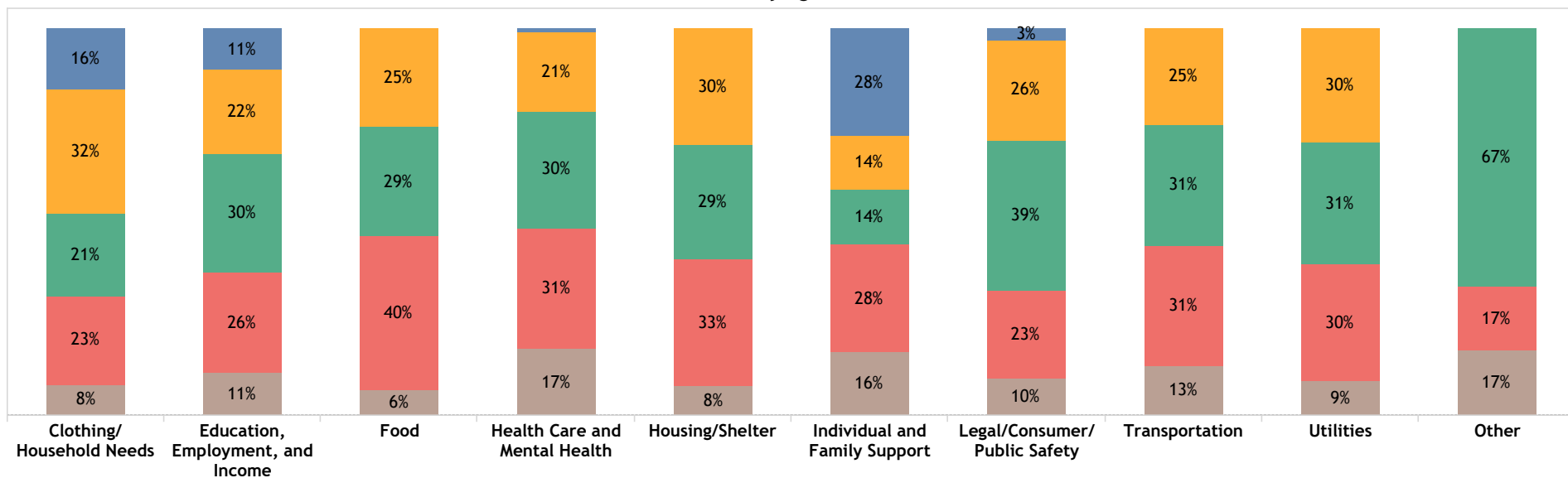
### Contacts by age of person in need



"Regional Counties" includes: Carroll, Coshocton, Harrison, Jefferson, and Stark

■ Under 18 ■ 18-34 ■ 35-49 ■ 50-64 ■ 65+

### Contacts by age and need



Need Category "Other" includes: Arts, Culture, and Recreation; Other Government/Economic Services; Volunteers/Donations