

Canton-Stark County

THRIVE

(Toward Health Resiliency for Infant Vitality & Equity)

Status Report



Project Overview

- Participate in state-led collaborative from 2013 to 2016
- Tasks –
 - Convened diverse group of community members
 - Engaged in a facilitated process of decision-making
 - Reduce premature birth rates for racial and ethnic groups that are disproportionately affected with a focus on women residing in southeast and northeast Canton, central Massillon, and eastern Alliance.
 - Selected two interventions that would allow for the greatest possible impact in reducing infant mortality & disparity rates –

**CenteringPregnancy® Group Prenatal Care
with Community-based Care Coordination**

Safe Sleep Education, Policies, and Resources



Downstream Intervention: Safe Sleep

Create awareness of, provide educational programs, and institutionalize safe sleep policies and practices.

Upstream Intervention: CenteringPregnancy® Prenatal Care and Community-based Care Coordination

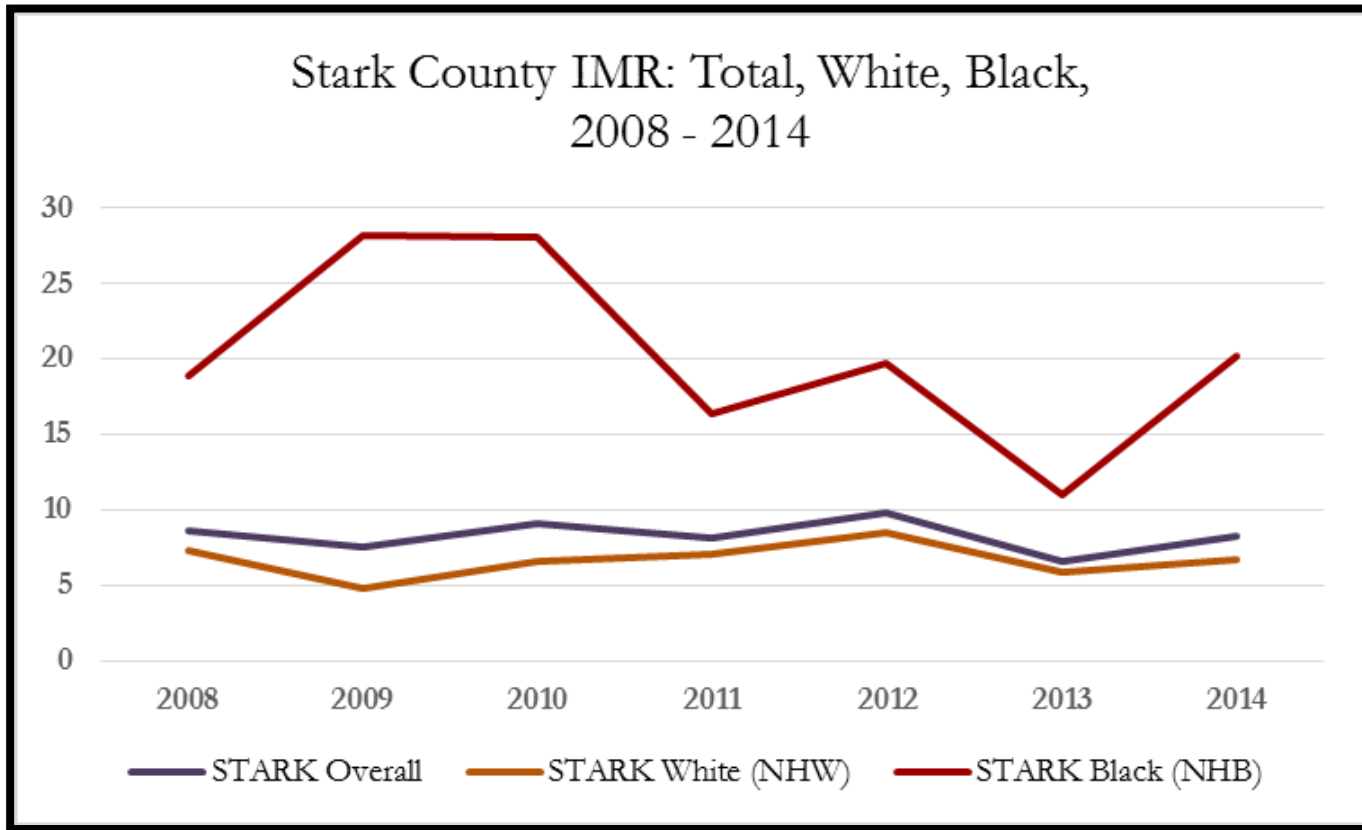
Provide education on early prenatal care, CenteringPregnancy®, address barriers to accessing prenatal care and other socio-economic needs by providing information and connection to community resources.

**For a presentation on Canton-Stark County
THRIVE contact:**

**Cleo Lucas, THRIVE Outreach Coordinator
aristine@neo.rr.com**



2014 Stark County Statistics



Overall Infant Mortality Rate: 8.23

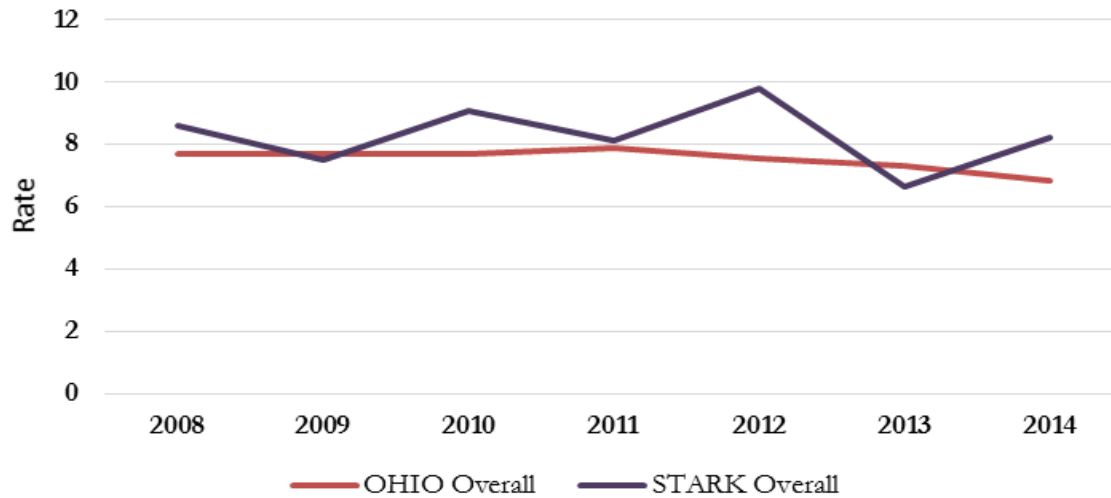
White Infant Mortality Rate : 6.66

Black Infant Mortality Rate : 20.24

Non-Hispanic Black/Non-Hispanic White Disparity: 3.04

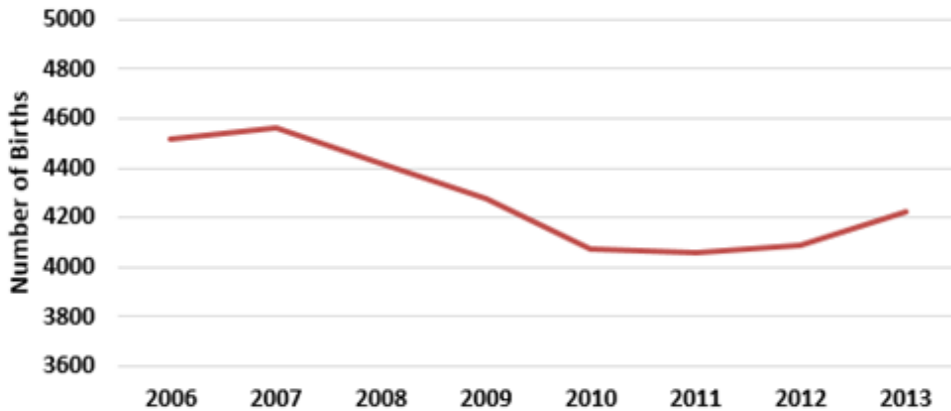


Overall Infant Mortality Rates, Stark County vs. Ohio, 2008- 2014



		2008	2009	2010	2011	2012	2013	2014
OHIO	Overall	7.70	7.67	7.68	7.87	7.57	7.33	6.85
	White (NHW)	6.00	6.40	6.42	6.41	6.37	6.00	5.34
	Black (NHB)	16.23	14.23	15.47	15.96	13.93	13.83	14.25
STARK	Overall	8.60	7.48	9.08	8.13	9.78	6.63	8.23
	White (NHW)	7.29	4.82	6.55	7.10	8.53	5.87	6.66
	Black (NHB)	18.87	28.23	28.02	16.32	19.69	11.03	20.24
DISPARITY	Ohio	2.71	2.22	2.41	2.49	2.19	2.31	2.67
	Disparity Ratio (NHB/NHW)							
	Stark	2.59	5.86	4.28	2.30	2.31	1.88	3.04

**Total Births in Stark County,
2006-2013**



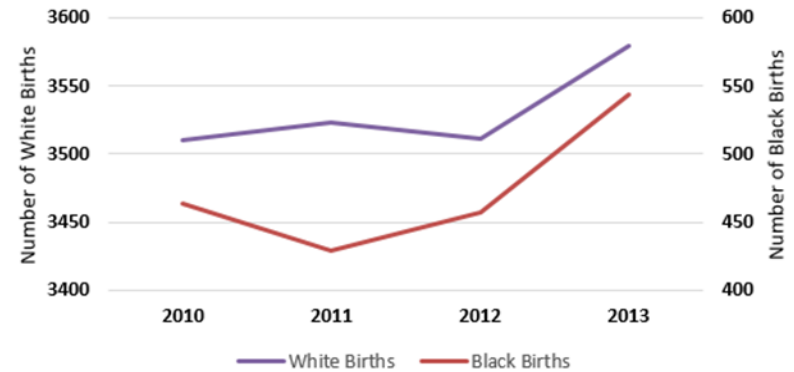
Preterm Birth Percentage

<37 weeks gestation
 2013 – 9.8% of births
 (Range: 9.2% - 10.4%)
 Healthy People 2020 Goal: 11.4% per

Low Birth Weight Percentage

<2500 grams
 2013 – 8.8% of births
 (Range: 7.8% - 8.8%)
 Healthy People 2020 Goal: $\leq 7.8\%$
 Using the past 4 years of data only met goal once! (2011)

**Stark County Births by year by race,
2010-2013**

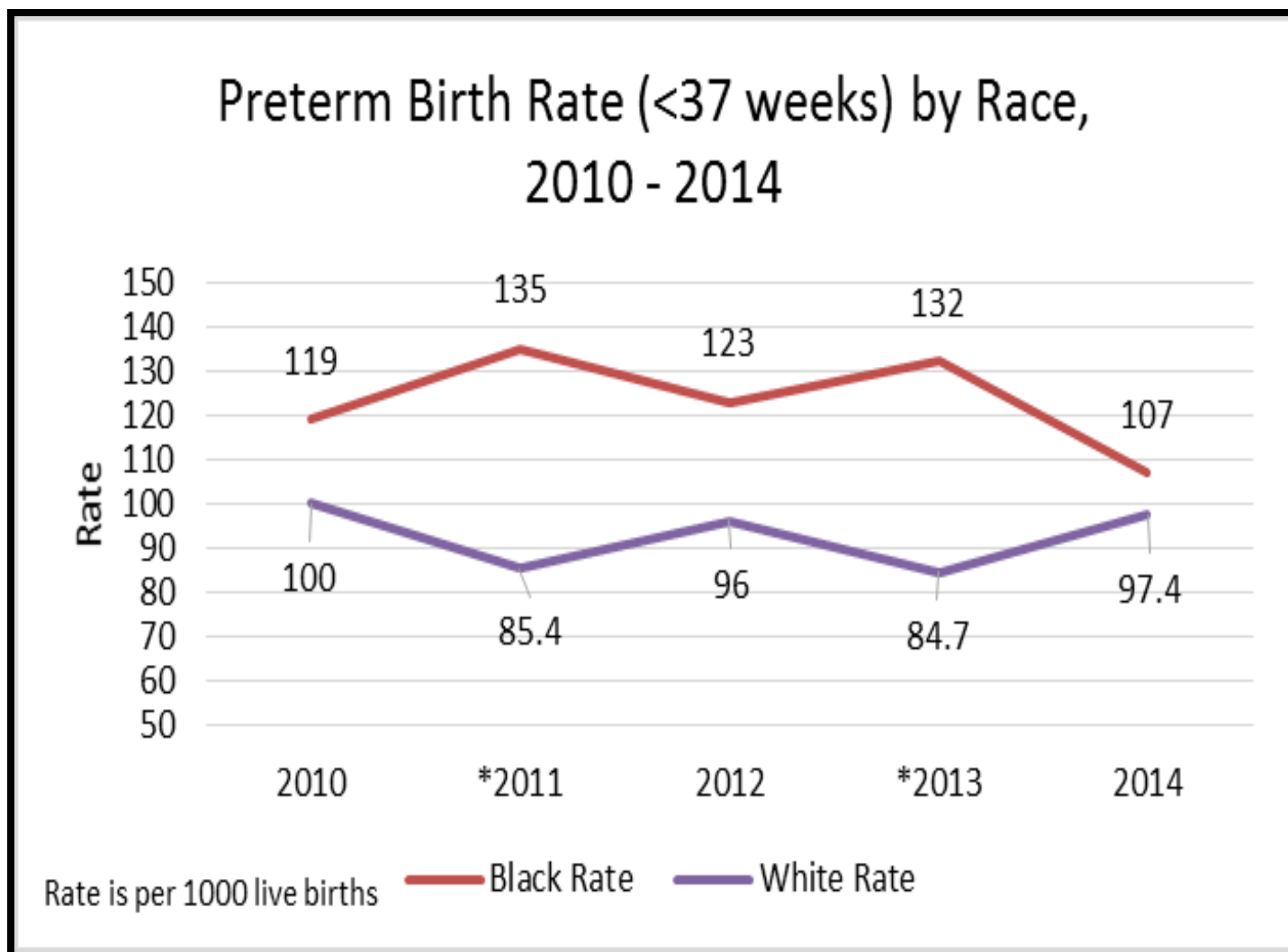


Using the past 4 years of data Stark County has met or exceeded the Healthy People goal consistently!

Non-Hispanic Black births contribute an average of 11.5% of total births. This is also our goal for Non-Hispanic Black percentage of infant deaths. This goal has not been met.

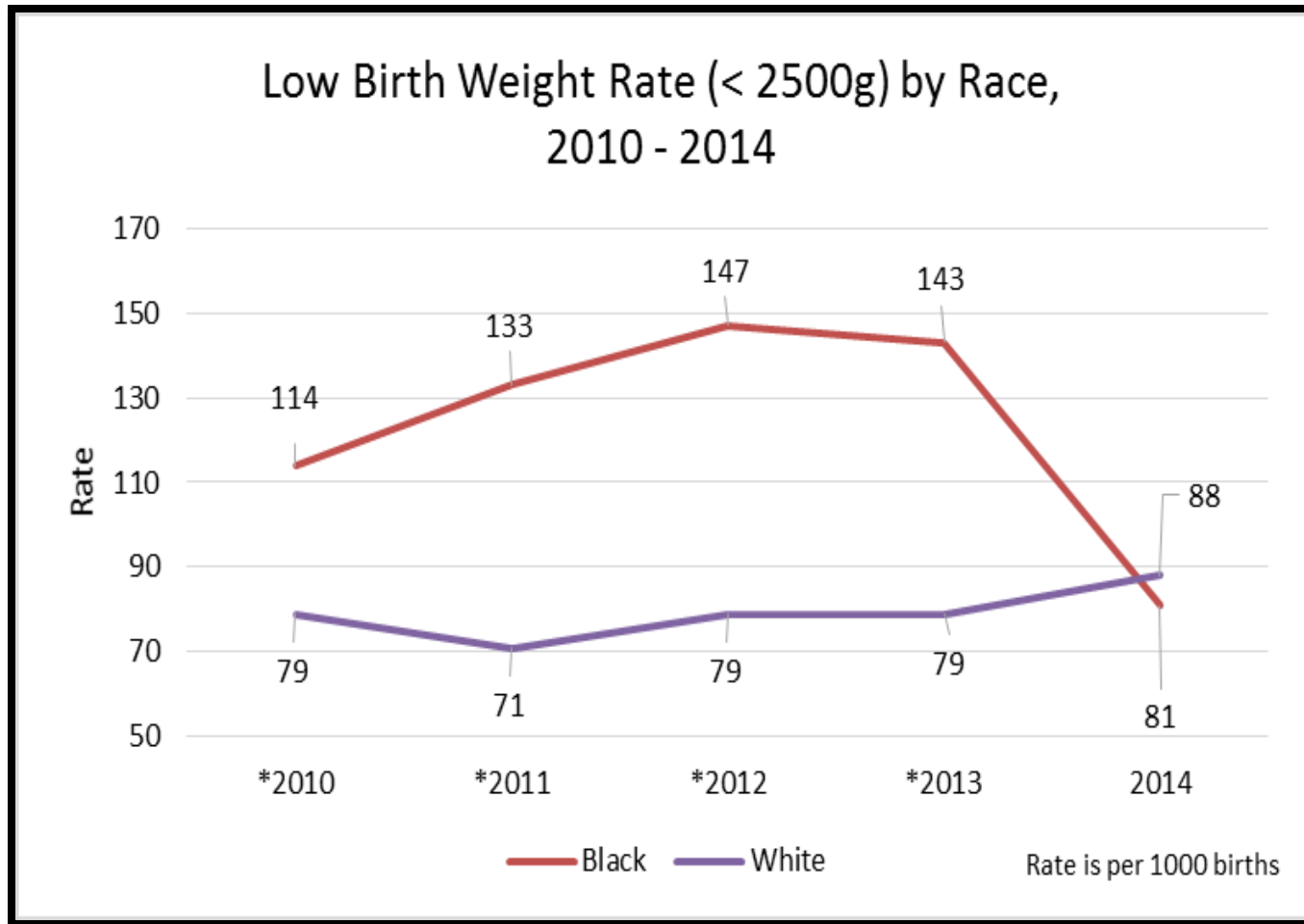
Statistically significant differences are seen in preterm birth rate between races in 2011 and 2013 only.

* indicates a statistically significant difference in rates between races.

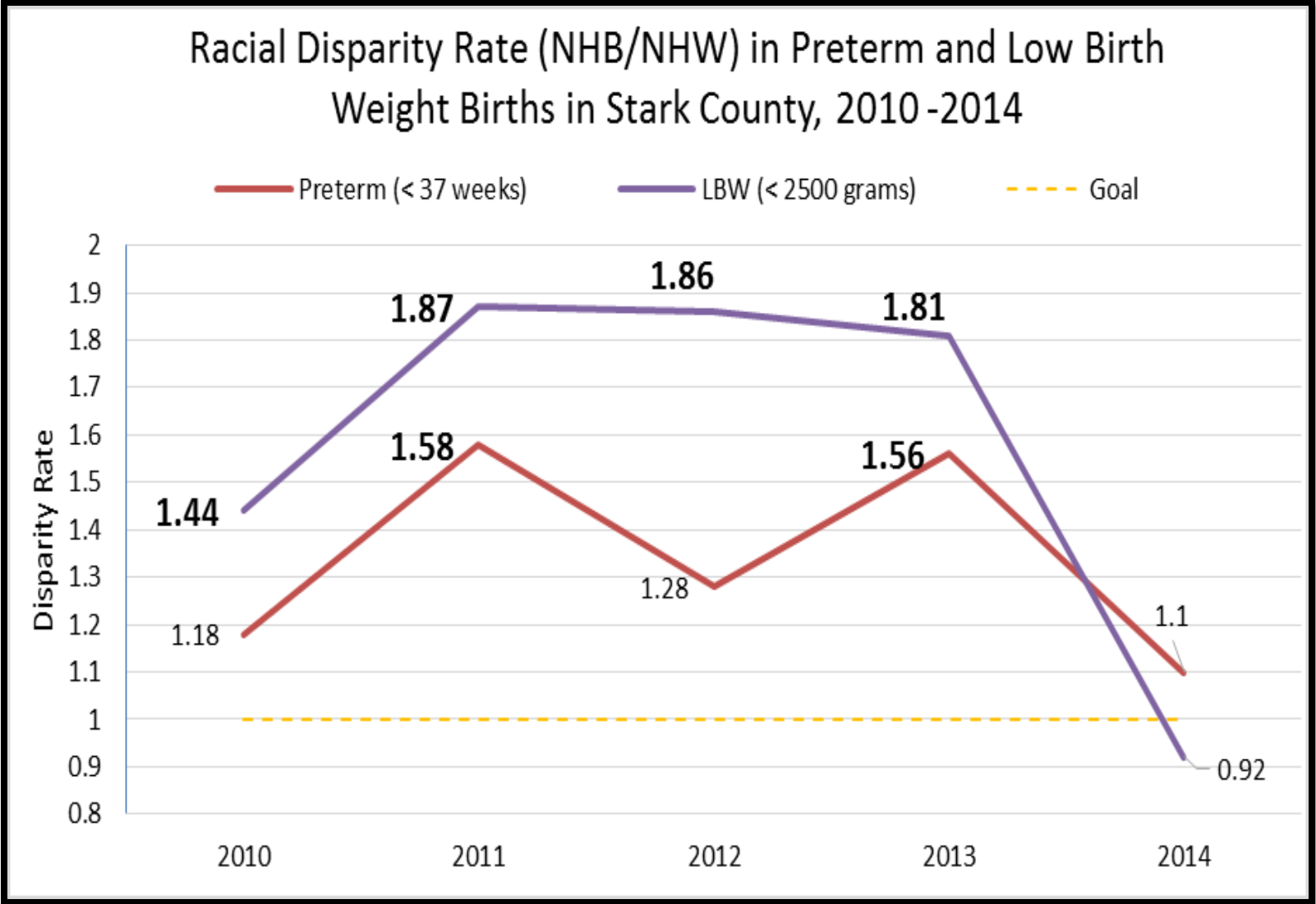


Statistically significant differences in low birth rate are seen between races in 2010, 2011, 2102, 2013.

* indicates a statistically significant difference in rates between races.

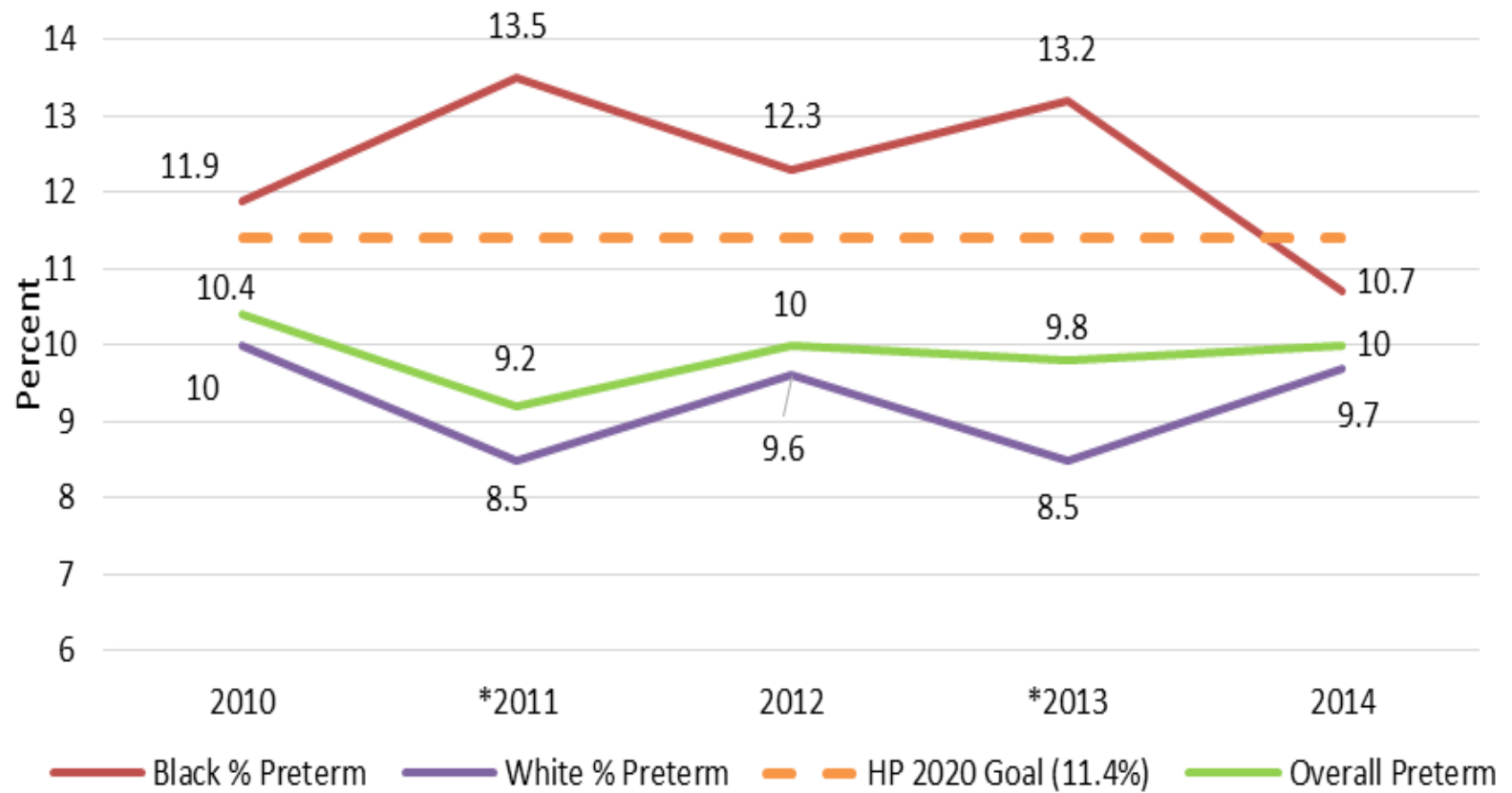


Stark County's disparity rate for birth indicators, preterm and low birth weight.

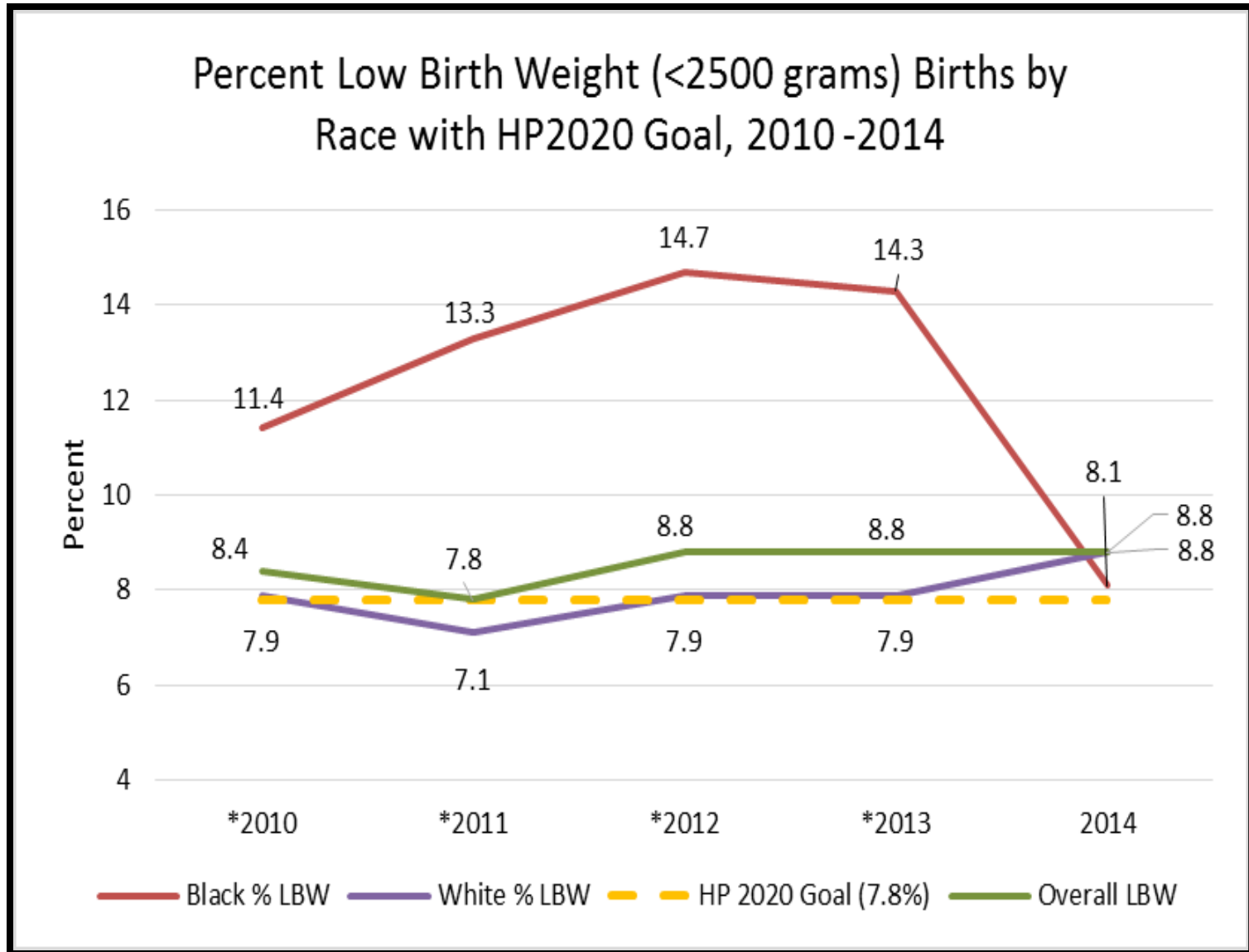


Healthy People 2020 Goals

Percent Preterm Births (< 37 weeks) by Race with HP2020 Goal, 2010 - 2014

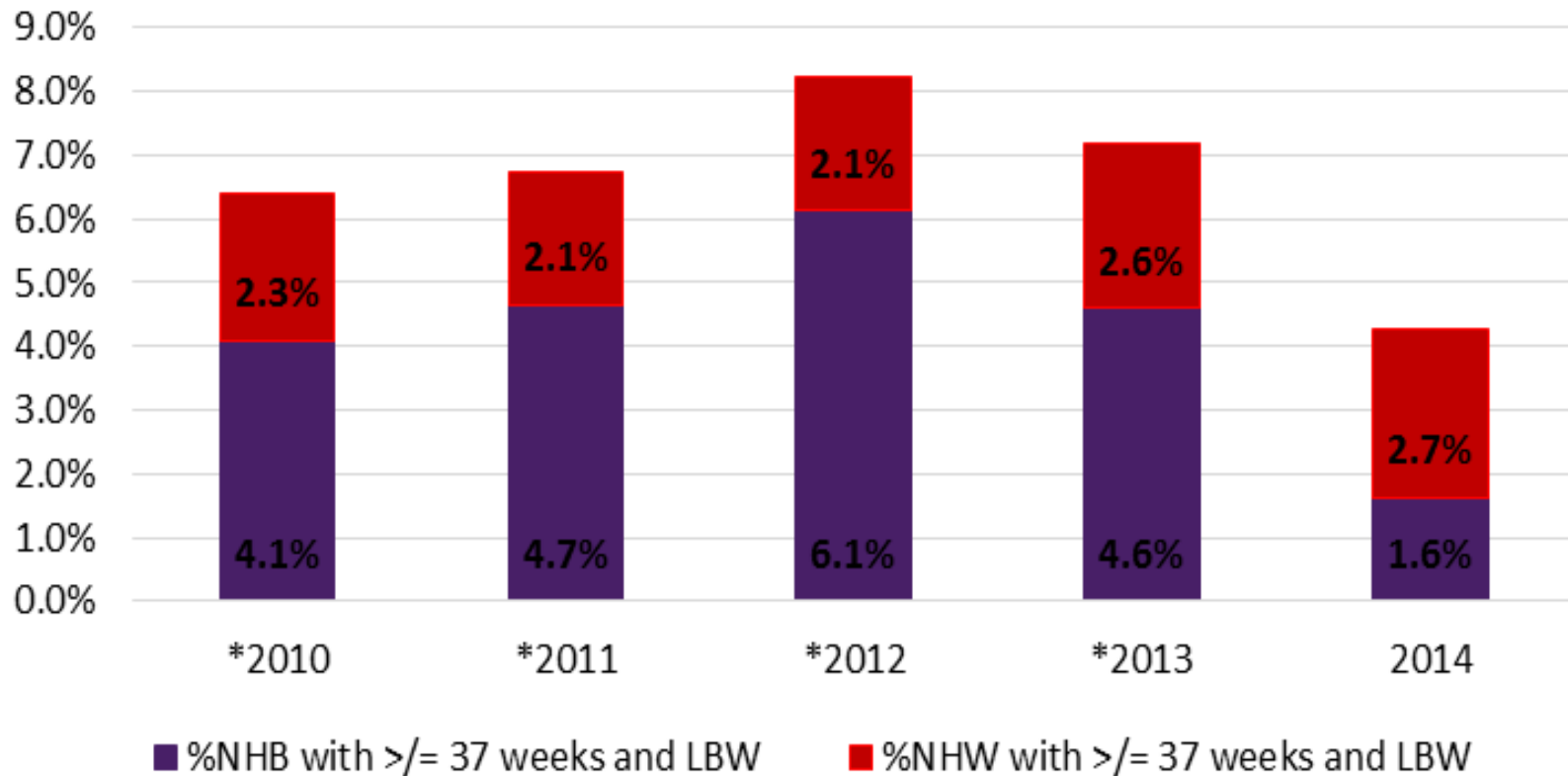


Healthy People 2020 Goals



Full-term but born at a low birth weight

Percent Normal Gestation (≥ 37 weeks) with Low Birth Weight by Race, 2010 -2014



Safe Sleep

- Safe Sleep marketing – countywide distribution of floor talkers and changing table stickers
- Safe Sleep Tool-kit – Distribution began January 2016
- Stark County Health Department conducting training for agencies to provide Safe Sleep Survival Kits
- Hospitals adopted and modeling safe sleep policies per Ohio law as enacted by Ohio Am. Sub. S.B. 276 of the 130th General Assembly. Designing audit tool for hospitals to monitor compliance.



CenteringPregnancy® Model and Care Coordination

Goal: Link pregnant women to early prenatal care!

- Partnering with hospital Centering programs
- Referrals to Care Coordinator for assistance with enrollment, transportation, and other needed services
- Outreach efforts – including Health fairs, Hispanic Community Conversation, Martin Luther King Jr. Celebration, KidFest
- Pregnancy Choices – pregnancy group education pilot program



For help in getting prenatal care & other services contact:
Danielle Bunner, THRIVE Care Coordinator
(330) 209-7638 or dbunner@csstark.org

FOR MORE INFORMATION CONTACT

Dawn Miller, Project Manager
Canton City Health Department

420 Market Avenue North

Canton, Ohio 44702

(330) 489-3327

dmiller@cantonhealth.org

