



Harrison County 2017 Cumulative Report



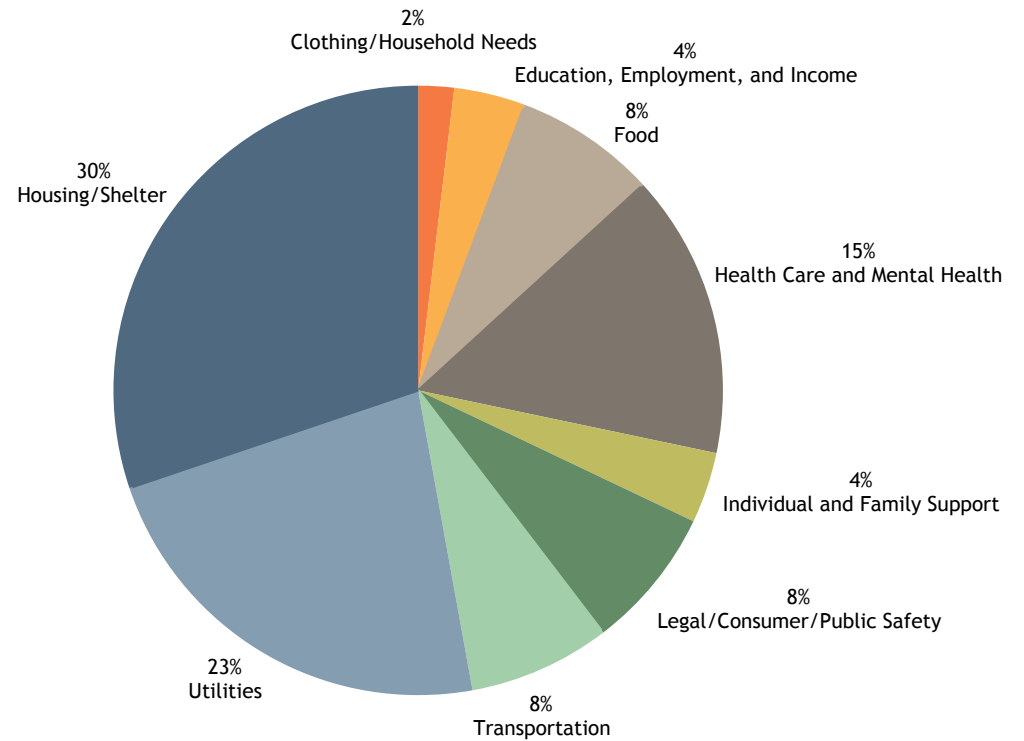
Total contacts
45

Non-phone contacts
Chat 1

Annual Outcomes for 2-1-1 (all counties)

- 97% of surveyed clients would contact 2-1-1 again if they needed assistance
- 111k updates are made to the Community Resource Database annually
- Upon follow-up, 86% of clients received help or reported help was in progress
- 88% of clients discovered new resources or information by contacting 2-1-1
- 89% increase in time dedicated to each client since 2012

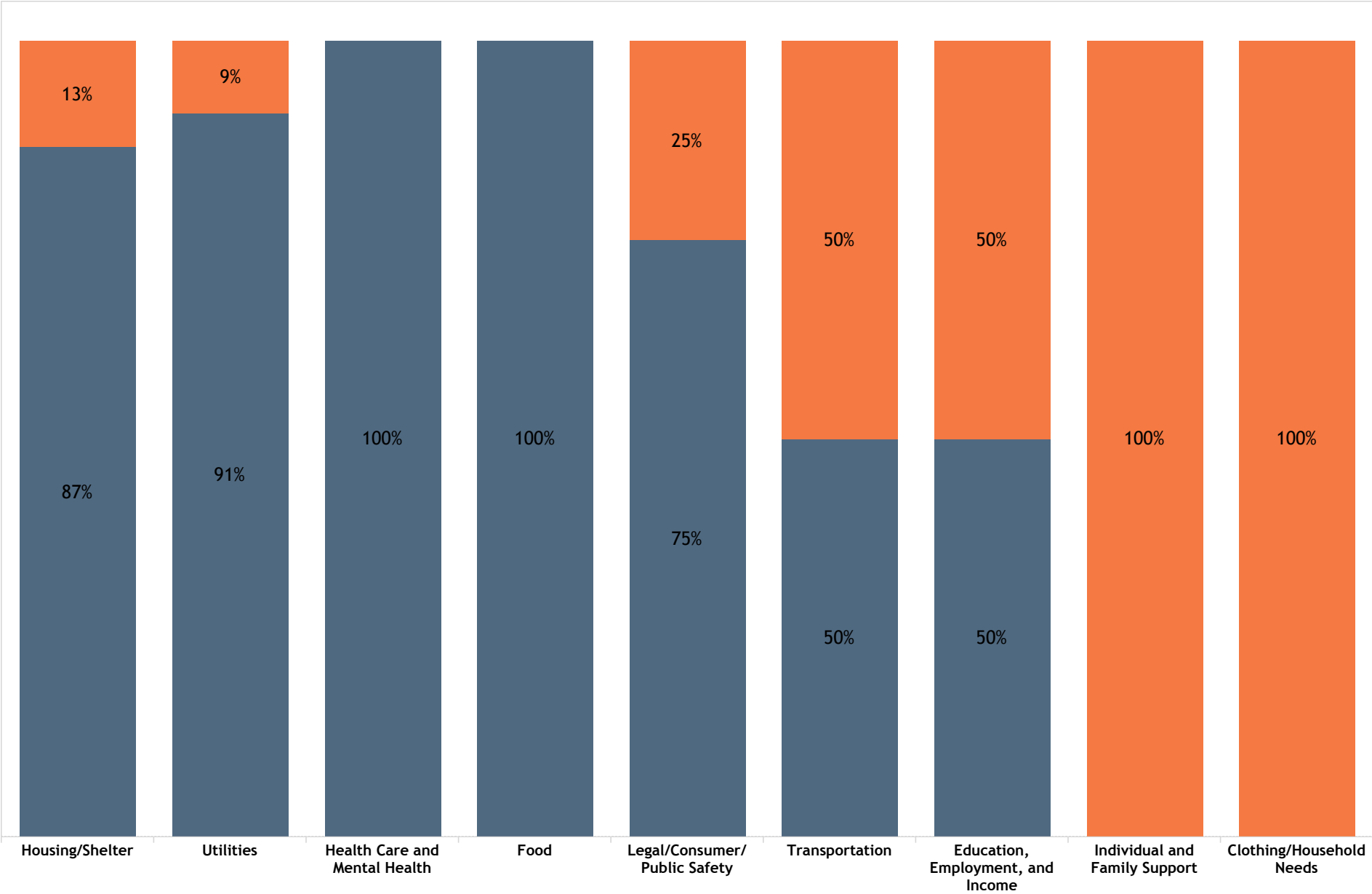
Breakdown of needs



Need Category "Other" includes: Arts, Culture, and Recreation; Other Government/Economic Services; Volunteers/Donations

Met and unmet needs

Unmet Needs Met Needs



Need Category "Other" includes: Arts, Culture, and Recreation; Other Government/Economic Services; Volunteers/Donations

Rank by number of residents assisted

Cadiz

Scio

Jewett

Bowerston

Adena

Rank by utilization rate per 1,000 residents

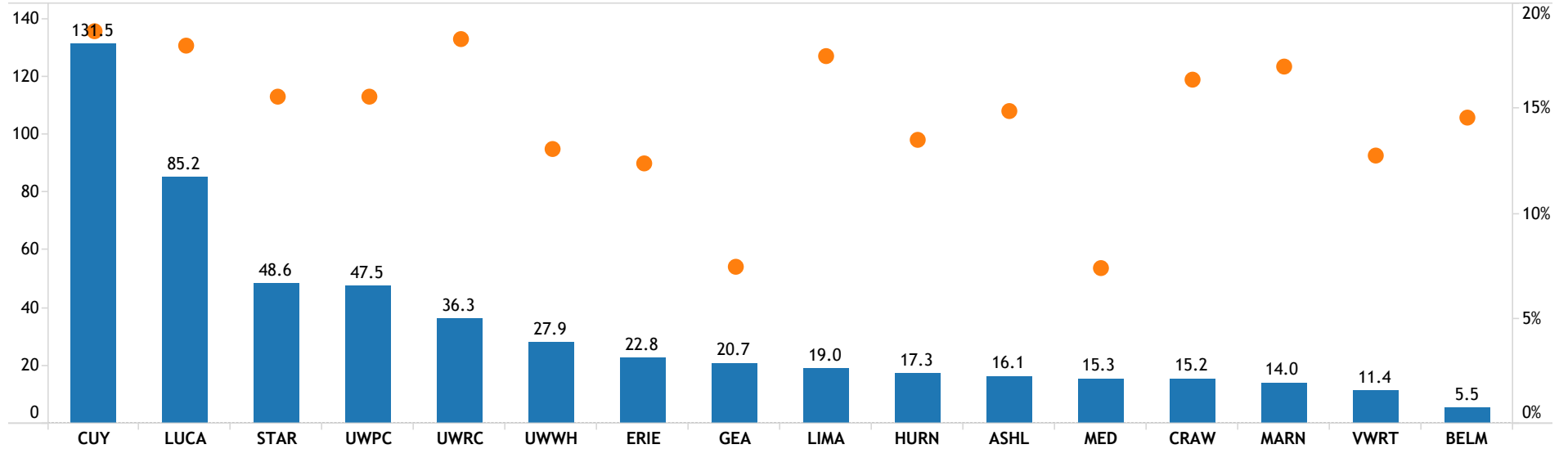
1 Scio
2 Bowerston
3 Adena
4 Jewett
5 Cadiz



Some cities and townships not included due to not having Geographic Information System data

Utilization rate per 1,000 residents by county, with poverty rates

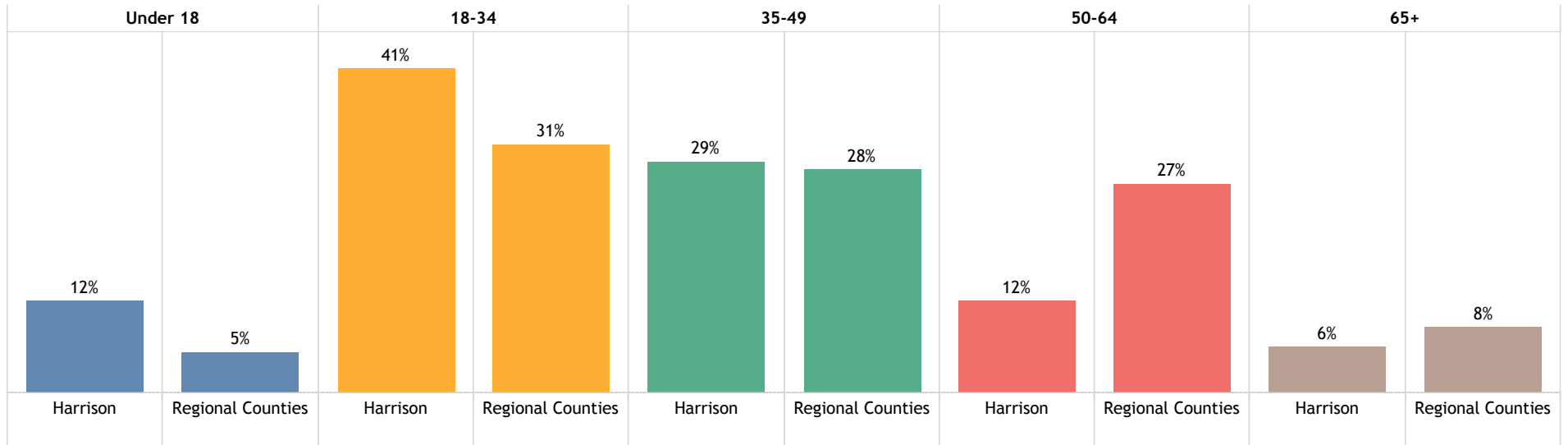
● Poverty Rate ■ 2-1-1 Clients per 1,000 residents



Township and County Population source: U.S. Census Bureau (2015). Poverty Rate source: U.S. Census Bureau (2015)

"LUCA" includes Hancock, Lucas, Ottawa, & Wood Counties. "MARN" includes Marion & Wyandot Counties. "STAR" includes Carroll, Coshocton, Harrison, Jefferson, Stark, & Tuscarawas Counties. "UWWH" includes Wayne & Holmes Counties.

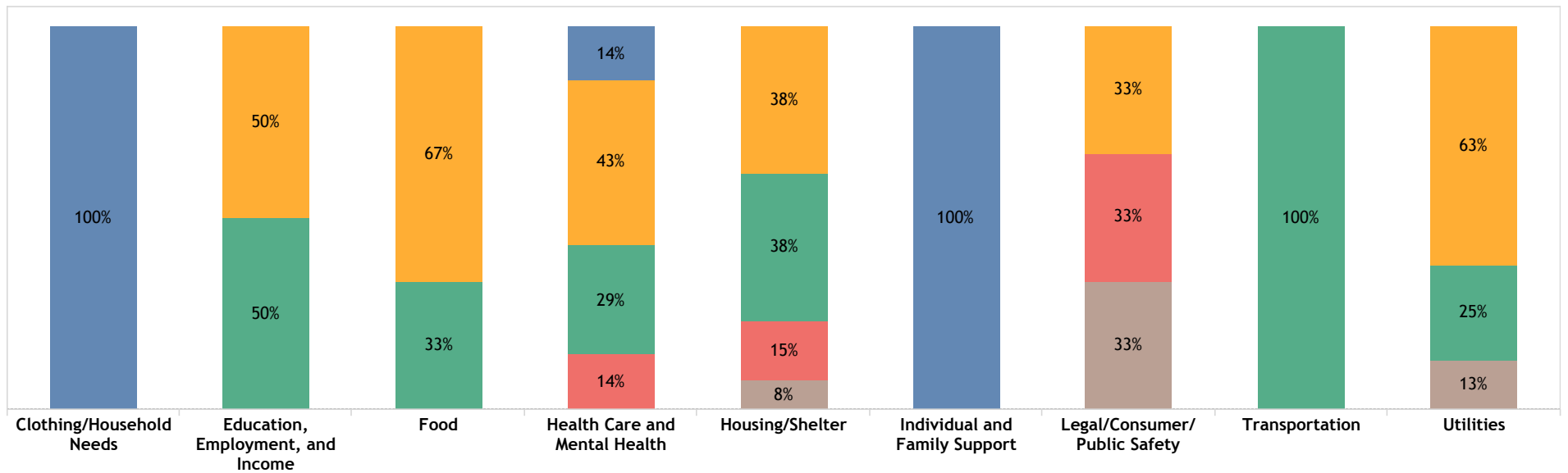
Contacts by age of person in need



"Regional Counties" includes: Carroll, Coshocton, Jefferson, Stark, and Tuscarawas

■ Under 18 ■ 18-34 ■ 35-49 ■ 50-64 ■ 65+

Contacts by age and need



Need Category "Other" includes: Arts, Culture, and Recreation; Other Government/Economic Services; Volunteers/Donations